

# PERSONAL WELLBEING INDEX

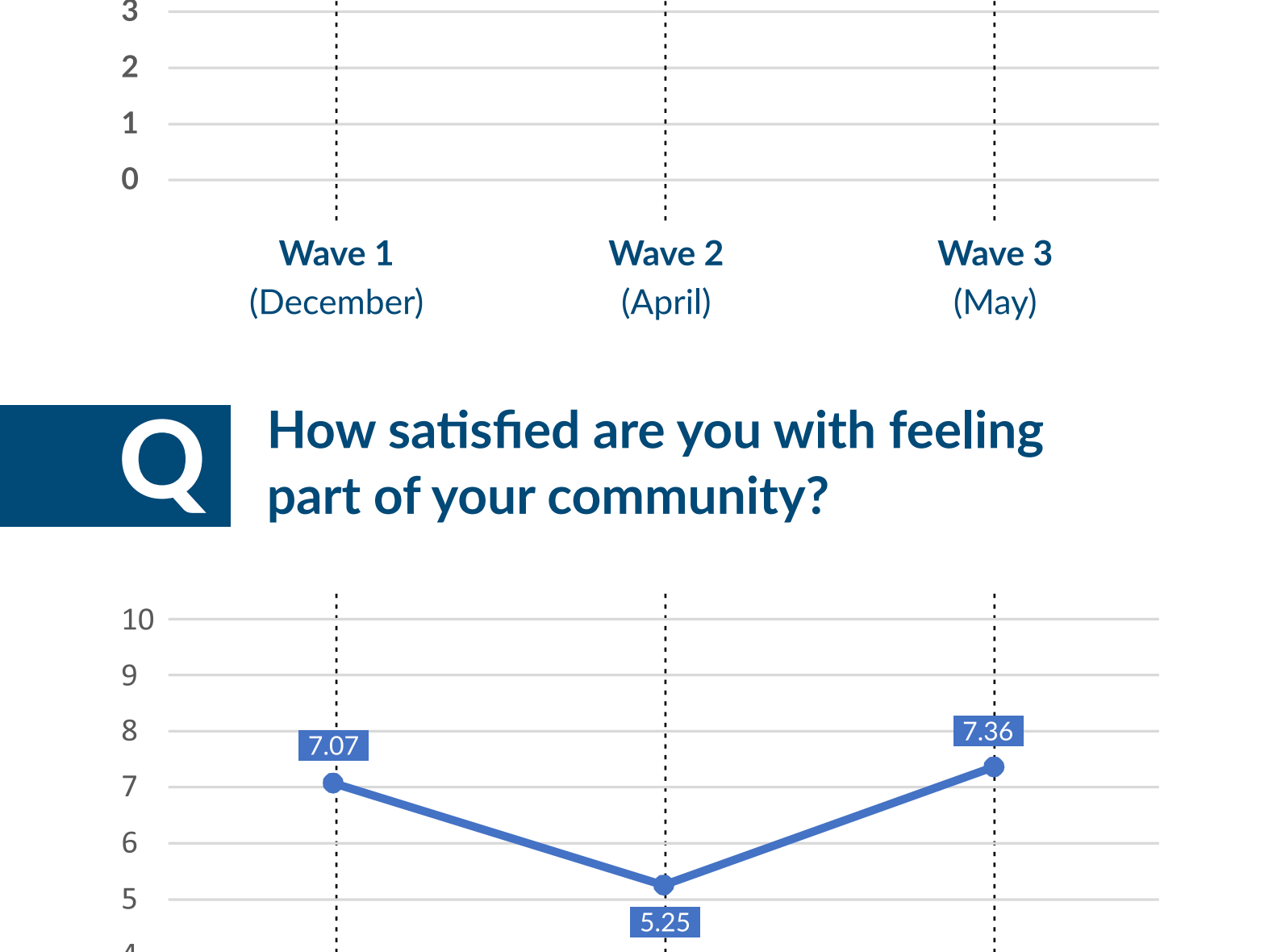
Indians report improved personal relationships and sense of community amidst the Coronavirus lockdown

Team CVoter conducted a series of surveys in December 2019, April 2020 and May 2020 to find out the Personal Wellbeing Index (PWI) of Indians across the country. The PWI asks respondents about their levels of satisfaction corresponding to different domains in their life such as their standard of living, health, personal relationships, future security and others.

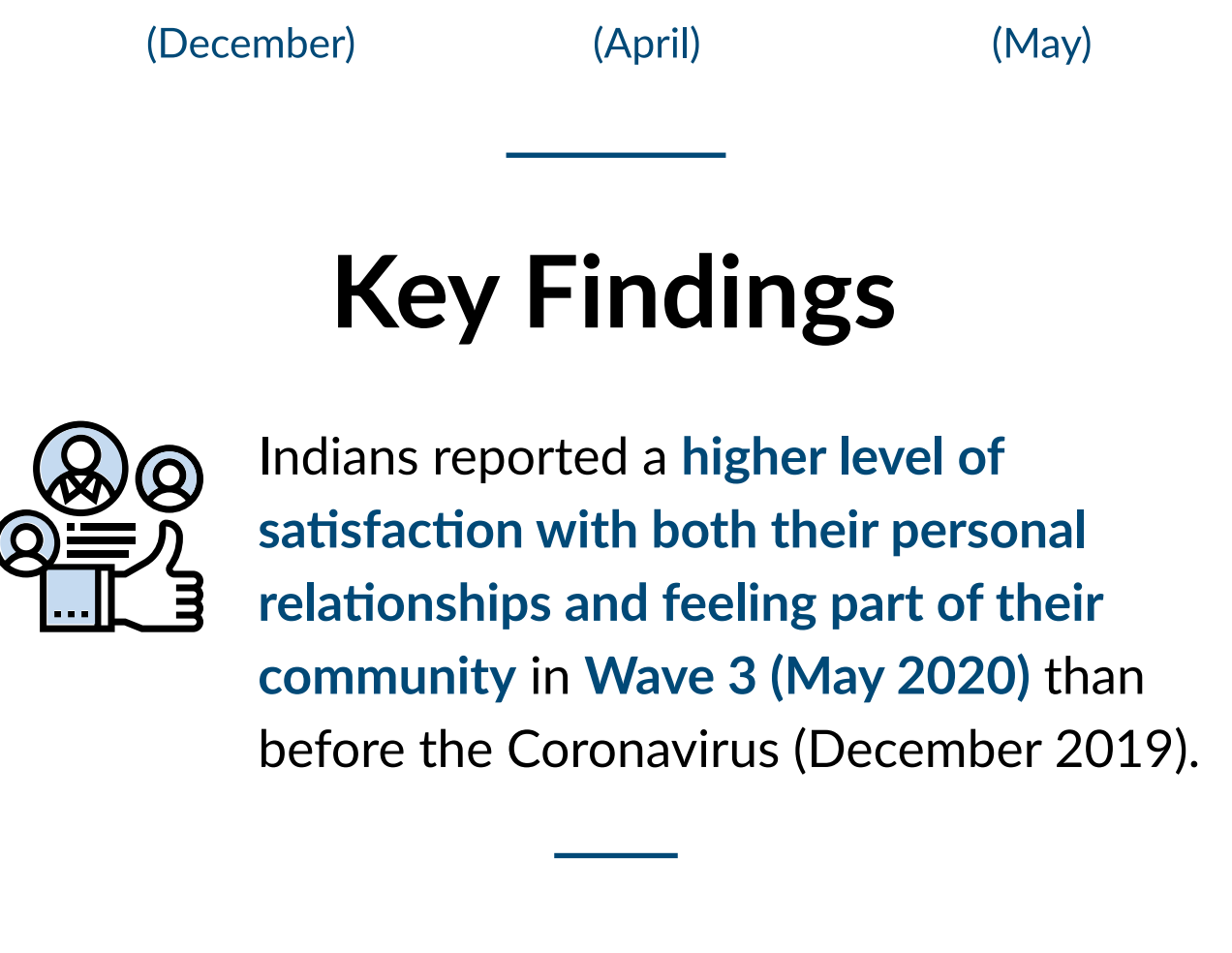
Respondents rate their levels of satisfaction on a scale of 0 (least satisfied) to 1.0 (most satisfied) for all domains.

In today's infographic, Team Polstrat breaks down how Indians' satisfaction with their personal relationships and feeling part of their community has changed before and during the Coronavirus crisis.

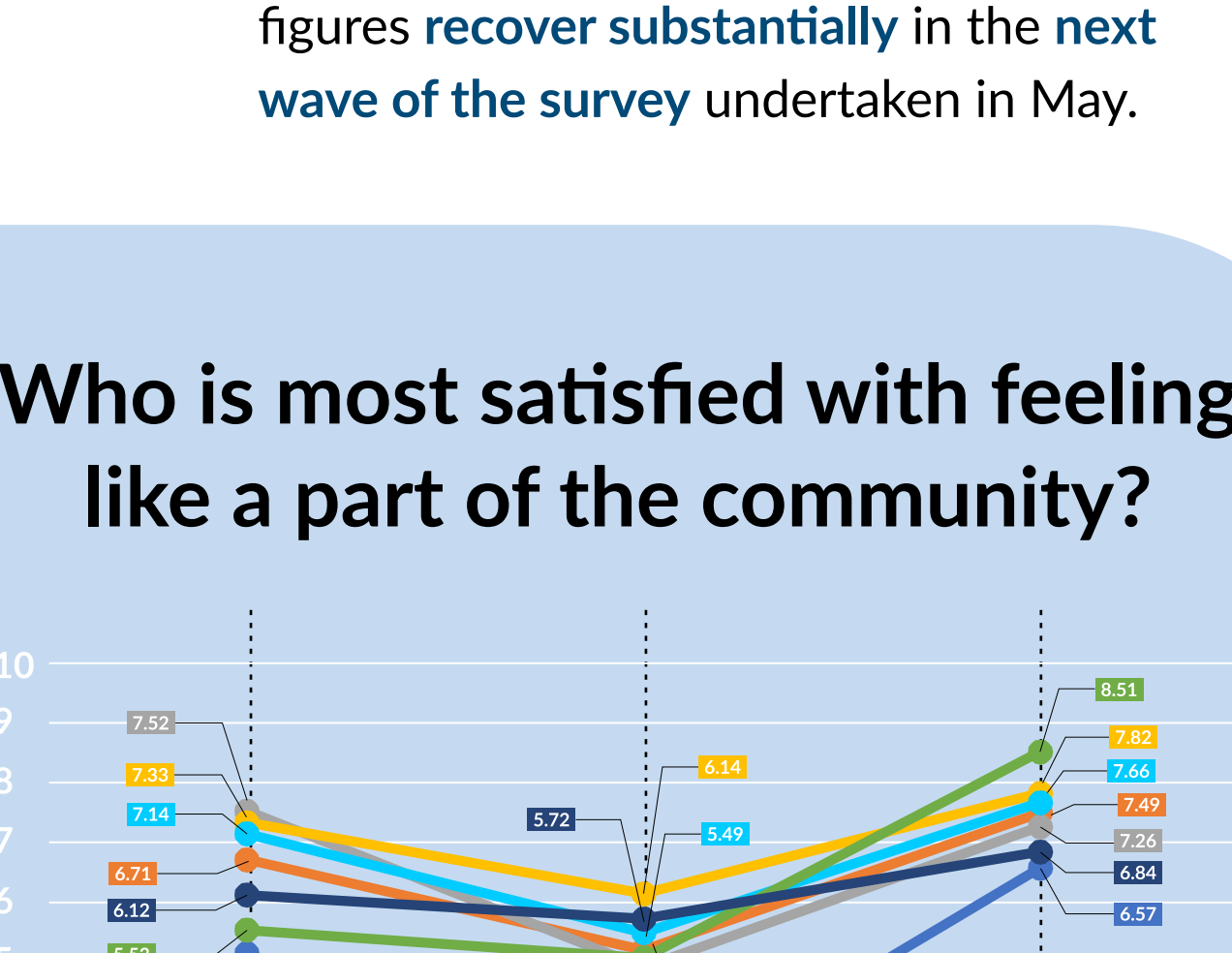
On March 25<sup>th</sup>, the Indian government announced a nation-wide lockdown, forcing 1.35 billion people to stay at home and practice social distancing. However, despite socially isolating, Indians have reported a higher level of satisfaction with feeling part of a community and their personal relationships.



## Q How satisfied are you with your personal relationships?



## Q How satisfied are you with feeling part of your community?

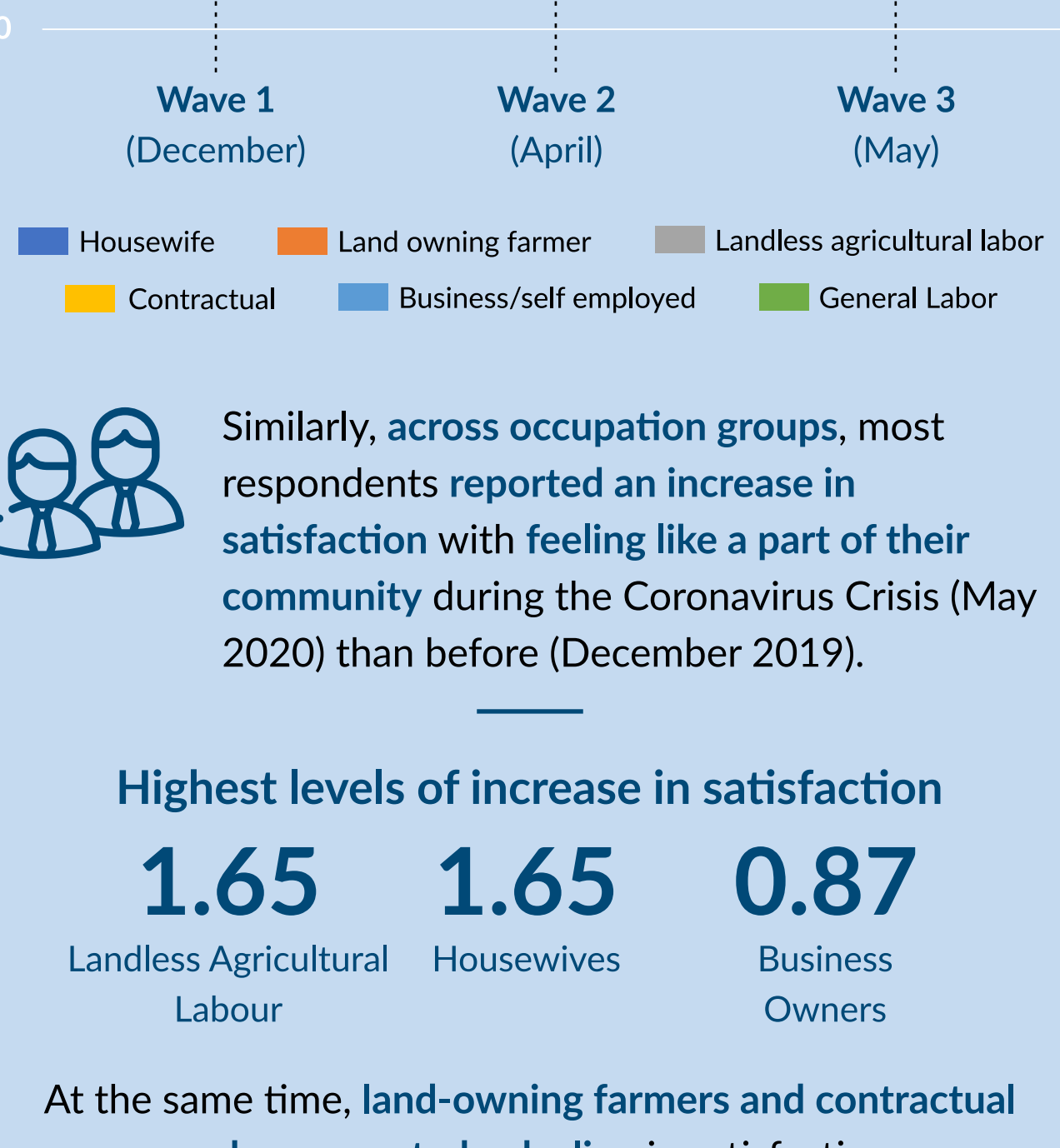


## Key Findings

Indians reported a higher level of satisfaction with both their personal relationships and feeling part of their community in Wave 3 (May 2020) than before the Coronavirus (December 2019).

There was a roughly 2 point decline in satisfaction levels with feeling a part of the community and personal relationships in Wave 2 (April) right after the lockdown had been put into effect. However, these figures recover substantially in the next wave of the survey undertaken in May.

## Who is most satisfied with feeling like a part of the community?



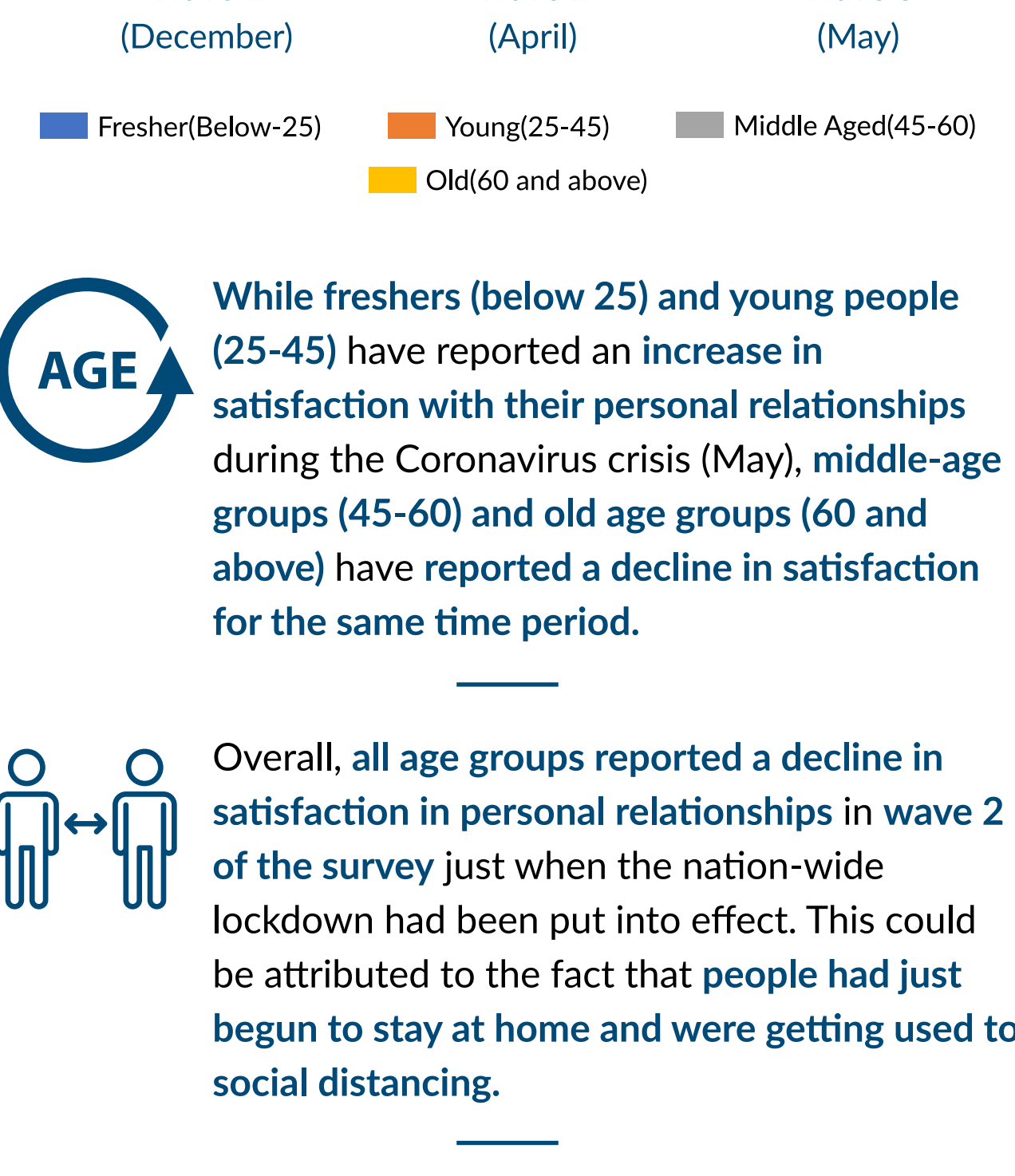
Across social groups, there has been a significant increase in people's satisfaction with feeling like a part of their community from December 2019 to May 2020.

### Highest levels of increase in satisfaction

**2.98** Christians    **1.43** Others    **0.78** Scheduled Tribes    **0.73** Sikhs

### Slight decrease in satisfaction levels

**0.26** Other backward classes (OBC)



Similarly, across occupation groups, most respondents reported an increase in satisfaction with feeling like a part of their community during the Coronavirus Crisis (May 2020) than before (December 2019).

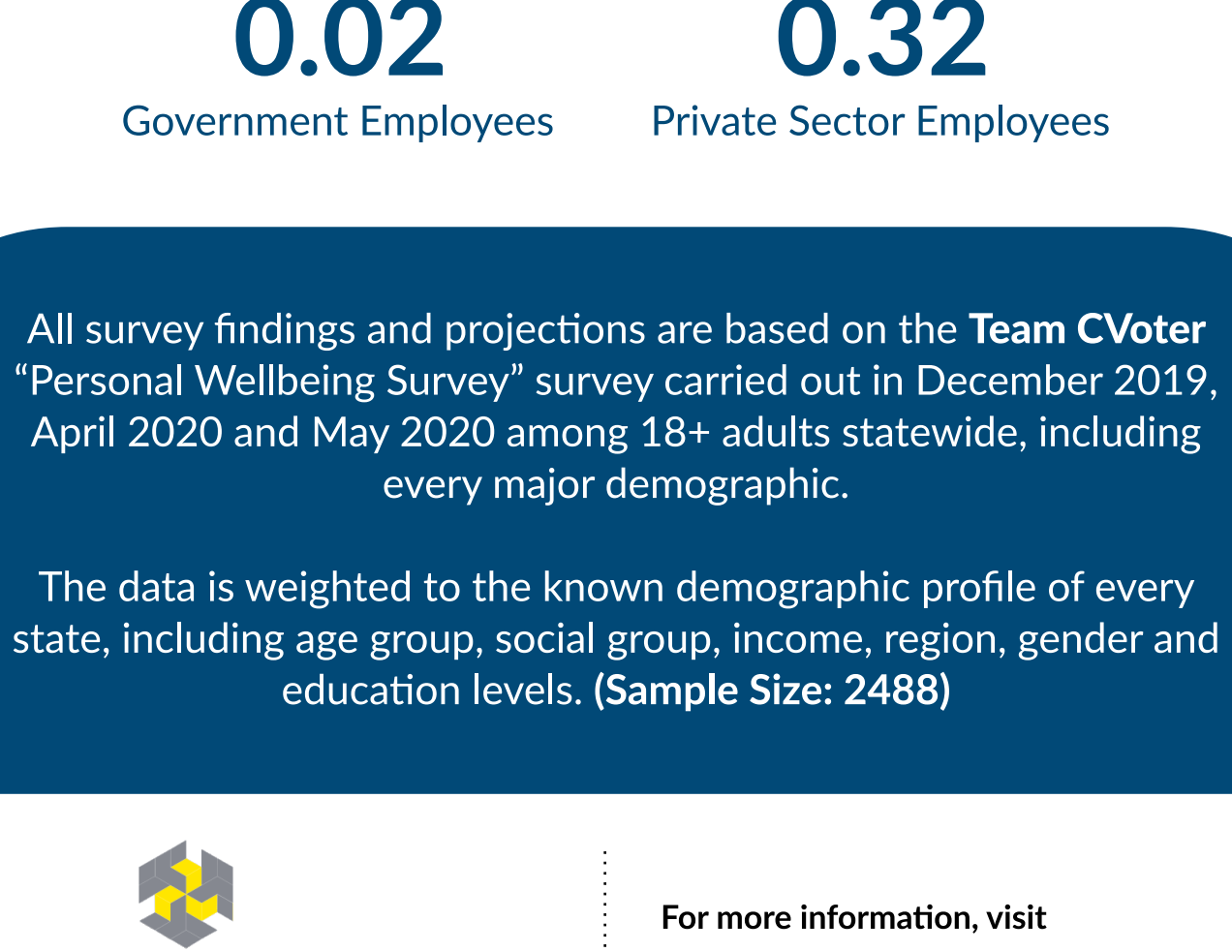
### Highest levels of increase in satisfaction

**1.65** Landless Agricultural Labour    **1.65** Housewives    **0.87** Business Owners

At the same time, land-owning farmers and contractual workers reported a decline in satisfaction.

This increase in sense of community could be attributed to government relief funds being allocated for all segments of workers, including small businesses, migrant workers, farmers, vendors and others. Additionally, knowing that all members of your community are undergoing the same financial and social hardships could perhaps also contribute to an increased sense of community.

## Who is most satisfied with their personal relationships?



While freshers (below 25) and young people (25-45) have reported an increase in satisfaction with their personal relationships during the Coronavirus crisis (May), middle-age groups (45-60) and old age groups (60 and above) have reported a decline in satisfaction for the same time period.

Overall, all age groups reported a decline in satisfaction in personal relationships in wave 2 of the survey just when the nation-wide lockdown had been put into effect. This could be attributed to the fact that people had just begun to stay at home and were getting used to social distancing.

### Highest decline in levels of satisfaction with personal relationships (Wave 3)

**0.70** Old-Age Group

This could be due to the fact that older people are considered the most vulnerable to the Coronavirus and ask to be the most socially distant.



When comparing people's satisfaction levels with their personal relationships before and during the Coronavirus lockdown across occupations, we observe a varied response.

Landless agricultural workers record the highest level of increase in satisfaction with personal relationships of 5 points during the Coronavirus lockdown than before. At the same time, general labour records an overall decrease of 0.73 points for the same time period.

### Slight decrease in overall satisfaction with personal relationships

**0.02** Government Employees    **0.32** Private Sector Employees

All survey findings and projections are based on the Team CVoter "Personal Wellbeing Survey" survey carried out in December 2019, April 2020 and May 2020 among 18+ adults statewide, including every major demographic.

The data is weighted to the known demographic profile of every state, including age group, social group, income, region, gender and education levels. (Sample Size: 2488)